



Standridge Granite Corp. has been in the granite surface plate industry since 1966 serving companies and government facilities worldwide

Our expertise and experience have been reinforced by our determined adherence to Federal Specification GGG-P-463c and recently to the more modern revision of this specification, ASME B89.3.7-2013 which is the current surface plate standard in use today in the USA.

We are proud to be a certified ISO 9001 manufacturer with an A2LA accredited ISO/IEC 17025 laboratory which meets the requirements of ANSI/NCSL Z540-1.

We offer a complete selection of granite surface plates, steel support stands, and metrology accessories, with substantial inventories of finished and semi-finished products on hand at all times to insure prompt delivery.

Custom sizes and granite machine bases quoted on request.
Email: sales@standridge.com



PRODUCTS MANUFACTURED IN THE USA

BLACK GRANITE SURFACE PLATES

ASME B89.3.7-2013 Fed Spec GGG-P-463c
 Per Manufacturer's Spec for plates smaller than 12" x 18"

TRACEABLE TO NIST
 or equivalent national or international organization


TWO ACCURACY CERTIFICATION INCLUDED
 ISO 17025 accredited cert available at extra charge

SURFACE PLATES AA GRADE (LABORATORY)

SIZE INCHES W x L x T	0-LEDGE		2-LEDGE		4-LEDGE		OVERALL ACCURACY	REPEAT READING	SHIP WT LB
	US \$	Part#	US \$	Part#	US \$	Part#			
8 x 12 x 2	191.00	AA0-8x12x2	N/A		N/A		.000050"	.000035"	28
9 x 12 x 3	220.00	AA0-9x12x3	N/A		N/A		.000050"	.000035"	40
12 x 12 x 3	252.00	AA0-12x12x3	N/A		N/A		.000050"	.000035"	54
12 x 18 x 3	317.00	AA0-12x18x3	366.00	AA2-12x18x3	423.00	AA4-12x18x3	.000050"	.000035"	81
18 x 18 x 4	530.00	AA0-18x18x4	617.00	AA2-18x18x4	690.00	AA4-18x18x4	.000050"	.000035"	156
18 x 24 x 4	658.00	AA0-18x24x4	725.00	AA2-18x24x4	832.00	AA4-18x24x4	.000075"	.000035"	208
24 x 24 x 4	900.00	AA0-24x24x4	969.00	AA2-24x24x4	1,038.00	AA4-24x24x4	.000075"	.000045"	278
24 x 36 x 6	1,346.00	AA0-24x36x6	1,453.00	AA2-24x36x6	1,587.00	AA4-24x36x6	.0001"	.000045"	601
24 x 48 x 6	1,858.00	AA0-24x48x6	1,981.00	AA2-24x48x6	2,258.00	AA4-24x48x6	.000150"	.000045"	802
30 x 48 x 6	2,352.00	AA0-30x48x6	2,518.00	AA2-30x48x6	2,664.00	AA4-30x48x6	.000175"	.000045"	1,002
36 x 36 x 6	1,955.00	AA0-36x36x6	2,147.00	AA2-36x36x6	2,350.00	AA4-36x36x6	.000150"	.000045"	902
36 x 48 x 6	2,757.00	AA0-36x48x6	2,926.00	AA2-36x48x6	3,303.00	AA4-36x48x6	.0002"	.000045"	1,203
36 x 60 x 8	3,444.00	AA0-36x60x8	3,715.00	AA2-36x60x8	4,127.00	AA4-36x60x8	.000250"	.000060"	1,966
36 x 72 x 10	4,232.00	AA0-36x72x10	4,641.00	AA2-36x72x10	5,161.00	AA4-36x72x10	.0003"	.000060"	2,914
48 x 48 x 8	3,914.00	AA0-48x48x8	4,101.00	AA2-48x48x8	4,399.00	AA4-48x48x8	.0002"	.000060"	2,097
48 x 60 x 8	4,475.00	AA0-48x60x8	4,988.00	AA2-48x60x8	5,333.00	AA4-48x60x8	.0003"	.000060"	2,621
48 x 72 x 10	5,296.00	AA0-48x72x10	5,606.00	AA2-48x72x10	6,015.00	AA4-48x72x10	.000350"	.000060"	3,885
48 x 96 x 12	8,788.00	AA0-48x96x12	8,998.00	AA2-48x96x12	9,416.00	AA4-48x96x12	.0005"	.000075"	5,920

SURFACE PLATES A GRADE (INSPECTION)


SIZE INCHES W x L x T	0-LEDGE		2-LEDGE		4-LEDGE		OVERALL ACCURACY	REPEAT READING	SHIP WT LB
	US \$	Part#	US \$	Part#	US \$	Part#			
8 x 12 x 2	146.00	A0-8x12x2	N/A		N/A		.0001"	.000060"	28
9 x 12 x 3	179.00	A0-9x12x3	N/A		N/A		.0001"	.000060"	40
12 x 12 x 3	208.00	A0-12x12x3	N/A		N/A		.0001"	.000060"	54
12 x 18 x 3	262.00	A0-12x18x3	317.00	A2-12x18x3	366.00	A4-12x18x3	.0001"	.000060"	81
18 x 18 x 3	423.00	A0-18x18x3	474.00	A2-18x18x3	587.00	A4-18x18x3	.0001"	.000060"	121
18 x 24 x 3	504.00	A0-18x24x3	558.00	A2-18x24x3	604.00	A4-18x24x3	.000150"	.000060"	162
24 x 24 x 3	692.00	A0-24x24x3	788.00	A2-24x24x3	900.00	A4-24x24x3	.000150"	.000070"	216
24 x 36 x 4	953.00	A0-24x36x4	1,068.00	A2-24x36x4	1,204.00	A4-24x36x4	.0002"	.000070"	416
24 x 48 x 6	1,519.00	A0-24x48x6	1,635.00	A2-24x48x6	1,827.00	A4-24x48x6	.0003"	.000070"	802
30 x 48 x 6	1,904.00	A0-30x48x6	2,066.00	A2-30x48x6	2,212.00	A4-30x48x6	.000350"	.000070"	1,002
36 x 36 x 6	1,612.00	A0-36x36x6	1,801.00	A2-36x36x6	1,916.00	A4-36x36x6	.0003"	.000070"	902
36 x 48 x 6	2,207.00	A0-36x48x6	2,357.00	A2-36x48x6	2,561.00	A4-36x48x6	.0004"	.000070"	1,203
36 x 60 x 6	2,859.00	A0-36x60x6	3,033.00	A2-36x60x6	3,337.00	A4-36x60x6	.0005"	.000080"	1,503
36 x 72 x 8	3,715.00	A0-36x72x8	3,993.00	A2-36x72x8	4,475.00	A4-36x72x8	.0006"	.000080"	2,359
48 x 48 x 6	2,986.00	A0-48x48x6	3,173.00	A2-48x48x6	3,473.00	A4-48x48x6	.0004"	.000080"	1,603
48 x 60 x 6	3,957.00	A0-48x60x6	4,297.00	A2-48x60x6	4,664.00	A4-48x60x6	.0006"	.000080"	2,004
48 x 72 x 8	4,406.00	A0-48x72x8	4,711.00	A2-48x72x8	5,161.00	A4-48x72x8	.0007"	.000080"	3,145
48 x 96 x 10	7,649.00	A0-48x96x10	7,843.00	A2-48x96x10	8,234.00	A4-48x96x10	.001"	.0001"	4,933



0-LEDGE



2-LEDGE



4-LEDGE

\$160.00 ORDER MINIMUM

SPECIAL SIZES QUOTED ON REQUEST

ALL PRICES ARE SUBJECT TO CHANGE WITHOUT NOTICE

EXPORT HANDLING FEE WILL APPLY FOR SHIPMENTS OUTSIDE OF USA

HEAT TREATED WOOD PACKAGING QUOTED ON REQUEST

USA MADE

BLACK GRANITE SURFACE PLATES

ASME B89.3.7-2013 Fed Spec GGG-P-463c
Per Manufacturer's Spec for plates smaller than 12" x 18"

TRACEABLE TO NIST
or equivalent national or international organization

TWO ACCURACY CERTIFICATION INCLUDED
ISO 17025 accredited cert available at extra charge

SURFACE PLATES B GRADE (TOOLROOM)

SIZE INCHES W x L x T	0-LEDGE		2-LEDGE		4-LEDGE		OVERALL ACCURACY	REPEAT READING	SHIP WT LB
	US \$	Part#	US \$	Part#	US \$	Part#			
8 x 12 x 2	130.00	B0-8x12x2	N/A		N/A		.0002"	.000110"	28
9 x 12 x 3	145.00	B0-9x12x3	N/A		N/A		.0002"	.000110"	40
12 x 12 x 3	170.00	B0-12x12x3	N/A		N/A		.0002"	.000110"	54
12 x 18 x 3	214.00	B0-12x18x3	262.00	B2-12x18x3	317.00	B4-12x18x3	.0002"	.000110"	81
18 x 18 x 3	346.00	B0-18x18x3	407.00	B2-18x18x3	472.00	B4-18x18x3	.0002"	.000110"	121
18 x 24 x 3	366.00	B0-18x24x3	423.00	B2-18x24x3	486.00	B4-18x24x3	.0003"	.000110"	162
24 x 24 x 3	588.00	B0-24x24x3	638.00	B2-24x24x3	745.00	B4-24x24x3	.0003"	.000120"	216
24 x 36 x 4	801.00	B0-24x36x4	900.00	B2-24x36x4	1,038.00	B4-24x36x4	.0004"	.000120"	416
24 x 48 x 6	1,248.00	B0-24x48x6	1,465.00	B2-24x48x6	1,655.00	B4-24x48x6	.0006"	.000120"	802
30 x 48 x 6	1,600.00	B0-30x48x6	1,761.00	B2-30x48x6	1,909.00	B4-30x48x6	.0007"	.000120"	1,002
36 x 36 x 6	1,405.00	B0-36x36x6	1,634.00	B2-36x36x6	1,740.00	B4-36x36x6	.0006"	.000120"	902
36 x 48 x 6	1,796.00	B0-36x48x6	1,964.00	B2-36x48x6	2,169.00	B4-36x48x6	.0008"	.000120"	1,203
36 x 60 x 6	2,207.00	B0-36x60x6	2,377.00	B2-36x60x6	2,686.00	B4-36x60x6	.001"	.000160"	1,503
36 x 72 x 6	2,926.00	B0-36x72x6	3,170.00	B2-36x72x6	3,577.00	B4-36x72x6	.0012"	.000160"	1,804
48 x 48 x 6	2,341.00	B0-48x48x6	2,526.00	B2-48x48x6	2,825.00	B4-48x48x6	.0008"	.000160"	1,603
48 x 60 x 6	3,033.00	B0-48x60x6	3,375.00	B2-48x60x6	3,750.00	B4-48x60x6	.0012"	.000160"	2,004
48 x 72 x 6	3,788.00	B0-48x72x6	4,094.00	B2-48x72x6	4,475.00	B4-48x72x6	.0014"	.000160"	2,405
48 x 96 x 8	6,074.00	B0-48x96x8	6,230.00	B2-48x96x8	6,563.00	B4-48x96x8	.002"	.0002"	3,947

STEEL SUPPORT STANDS

SIZE INCHES W x L	PLATE THICKNES S	STATIONARY STAND		CASTERED STAND with BRAKES		SHIP WT LB
		US \$	Part#	US \$	Part#	
12 x 18	up to 4	566.00	SS12x18-MAX4	689.00	CSB12x18-MAX4	95
18 x 18	up to 4	582.00	SS18x18-MAX4	743.00	CSB18x18-MAX4	95
18 x 24	up to 4	596.00	SS18x24-MAX4	755.00	CSB18x24-MAX4	95
24 x 24	up to 4	635.00	SS24x24-MAX4	780.00	CSB24x24-MAX4	100
24 x 36	up to 4	735.00	SS24x36-MAX4	871.00	CSB24x36-MAX4	120
24 x 36	5 to 6	791.00	SS24x36-MAX6	934.00	CSB24x36-MAX6	200
24 x 48	up to 6	830.00	SS24x48-MAX6	1,001.00	CSB24x48-MAX6	200
30 x 48	up to 6	860.00	SS30x48-MAX6	1,036.00	CSB30x48-MAX6	220
36 x 36	up to 6	850.00	SS36x36-MAX6	1,019.00	CSB36x36-MAX6	210
36 x 48	up to 8	881.00	SS36x48-MAX8	1,129.00	CSB36x48-MAX8	225
36 x 60	up to 8	964.00	SS36x60-MAX8	1,224.00	CSB36x60-MAX8	245
36 x 72	up to 10	1,054.00	SS36x72-MAX10	1,375.00	CSB36x72-MAX10	260
48 x 48	up to 8	1,036.00	SS48x48-MAX8	1,323.00	CSB48x48-MAX8	250
48 x 60	up to 8	1,121.00	SS48x60-MAX8	1,569.00	CSB48x60-MAX8	275
48 x 72	up to 10	1,251.00	SS48x72-MAX10	1,787.00	CSB48x72-MAX10	380
48 x 96	up to 12	1,539.00	SS48x96-MAX12	2,297.00	CSB48x96-MAX12	530

VINYL COVERS

SURFACE PLATE COVERS	
Part#	US \$
VC-12x18	122.00
VC-18x18	125.00
VC-18x24	130.00
VC-24x24	132.00
VC-24x36	135.00
VC-24x36	135.00
VC-24x48	146.00
VC-30x48	150.00
VC-36x36	149.00
VC-36x48	151.00
VC-36x60	156.00
VC-36x72	160.00
VC-48x48	159.00
VC-48x60	170.00
VC-48x72	174.00
VC-48x96	263.00


PREMIUM GRANITE CLEANER #S-9689	
1 Pint	\$28.00
Case of 12 Pints	\$336.00
Wt. = 15 lbs/case	



STANDARD WORKING HEIGHT OF STAND WITH PLATE IS 36"
MEASURED FROM THE TOP OF THE PLATE TO THE FLOOR.
IF TALLER STAND IS REQUIRED ADD \$25.00 PER INCH OVER 36"
IF SHORTER STAND IS REQUIRED NO EXTRA CHARGE

USE STAND SPECIFICATION FORM #4500
WHEN ORDERING STAND FOR CUSTOMER'S EXISTING PLATE
PRICES VALID ON STANDS FOR STANDRIDGE BRAND PLATES
OTHERS QUOTED ON REQUEST

**STATE THICKNESS OF
PLATE WHEN ORDERING
COVERS**
(standard color is black)



\$160.00 ORDER MINIMUM

SPECIAL SIZES QUOTED ON REQUEST

ALL PRICES ARE SUBJECT TO CHANGE WITHOUT NOTICE
EXPORT HANDLING FEE WILL APPLY FOR SHIPMENTS OUTSIDE OF USA
HEAT TREATED WOOD PACKAGING QUOTED ON REQUEST

USA MADE

THREE-POINT SUPPORT STANDS

for surface plates per ASME B89.3.7-2013 and Fed Spec GGG-P-463c



Stationary "20%" Design



Stationary "Box" Design



Castered "Box" Design

STANDRIDGE stands are constructed with three-point suspension to properly support your granite surface plate. All **STANDRIDGE** plates are marked with three suspension points on the bottom of the plate, which coincide with the three suspension points on the top of the stand. The alignment of these three points will ensure the guaranteed accuracy of your plate. Stands are constructed from welded steel to provide exceptional strength and stability. Painted a durable gray finish. A 36" working height is provided unless otherwise specified. Powder coat paint finish or custom colors available for an additional charge.


STATIONARY STANDS

Stationary stands include leveling bolts on the bottom of each leg.

CASTERED STANDS with BRAKES

The same quality construction as our stationary box design, but our castered stand is equipped with two swivel locking casters and two rigid casters to allow the plate and stand to be easily rolled. Leveling bolts are located on top of the stand.

STAND TYPES FOR STANDARD PLATES		
Stationary	12" x 18" to 36" x 36"	Box design
Castered	30" x 48" or Larger	20% design
Castered	30" x 48" or Larger	Box design
*Add 20% to cost of stand not manufactured per standard spec.		



CUSTOM STANDS


Special design and material requirements available.
Made to your specifications/drawings.
Design assistance available

PEDESTALS AND LEVELING JACKS

For maximum support on large plates, an economical solution is a pedestal and leveling jack system. The granite pedestals are custom made to meet the required working height. The adjustable wedge jack between the pedestal and plate provides for leveling.

SURFACE PLATE COVERS

Prevent abrasive build up on your precision surface plates with **STANDRIDGE** surface plate covers. Each cover is made of heavy gauge leather-like vinyl with a soft inner lining. Be sure to state length, width, and thickness of surface plate when ordering cover. Standard color is **black**.



PREMIUM GRANITE CLEANER

Penetrates the granite surface to loosen dirt, grime, and residue. It leaves the surface clean, which cuts down wear on precision surfaces.

Sold in pint size squeeze bottles.




STAND SPECIFICATION FORM

STANDS FOR GRANITE SURFACE PLATES


This form is required only when ordering a stand for customer's existing plate.

STANDS ARE CUSTOM ORDERS. THEY CANNOT BE RETURNED. PLEASE MEASURE CAREFULLY! BEFORE WE CAN PROCESS YOUR ORDER, WE MUST HAVE THE FOLLOWING INFORMATION:


TYPE OF STAND:	<input type="checkbox"/> STATIONARY <input type="checkbox"/> CASTERED with BRAKES		
NUMBER OF LEDGES ON THE SURFACE PLATE TO BE USED WITH THIS STAND	<input type="checkbox"/> 0-LEDGE	<input type="checkbox"/> 2-LEDGE	<input type="checkbox"/> 4-LEDGE
LENGTH AND WIDTH OF TOP OF PLATE	_____ "	x	_____ "
LENGTH AND WIDTH OF BOTTOM OF PLATE	_____ "	x	_____ "
TOTAL OVERALL THICKNESS OF PLATE	_____ "		
BRAND/MANUFACTURER OF PLATE*	_____		
<p><small>*If brand/manufacturer is unknown, we will manufacture to industry standard.</small></p> <p>NOTE: For Starrett Brand, state when manufactured: <input type="checkbox"/> before year 2008 <input type="checkbox"/> year 2008 or after</p> <p>Add 20% to price of stand for all Starrett Brand Plates and stands not manufactured per standard spec.</p>			
<p>STANDARD WORKING HEIGHT OF THE STAND IS 36" OVERALL UNLESS STATED OTHERWISE.</p> <p style="text-align: center;">(Measured from the top of the granite plate to the floor)</p> <p>IF TALLER STAND IS REQUIRED, ADD \$25.00 PER INCH OVER 36"</p> <p>IF SHORTER STAND IS REQUIRED, NO EXTRA CHARGE</p> <p style="text-align: right;">Desired overall working height of stand _____"</p>			



0-LEDGE



2-LEDGE



4-LEDGE

CUSTOMER NAME: _____	PO#: _____
ORDERED BY: _____	SIGNED: _____

PLEASE COMPLETE and SEND THIS FORM to
STANDRIDGE at sales@standridge.com or fax 562/941-3804

BLACK GRANITE METROLOGY ACCESSORIES

Includes Calibration Certificate traceable to N.I.S.T.
or equivalent national or international organization
ISO 17025 accredited cert available at extra charge

COMPARATOR STANDS

with SURFACE PLATE BASE

COMPARATOR STAND WITH **STANDARD** 10" POST & CLAMP

Includes 1" dia. x 10" high column with **Standard** clamp
Approx. 2 1/2" throat clearance measured from column
to center line of indicator stem

Standard Clamp with fine adjustment accepts all lug back AGD indicators
For 8" x 12" or smaller – Maximum column height is 10"
For 9" x 12" or larger – All column heights acceptable
We stock 1" dia. x 10", 12", & 18" columns.
For higher columns, add \$25.00 for each inch over 10"

STANDARD
CLAMP
FOR LUG BACK
INDICATOR

COMPARATOR
STAND
"Standard
Location"
for
[rectangular plate](#)



PLATE SIZE inches	LABORATORY Grade AA		INSPECTION Grade A		TOOLROOM Grade B		SHIP WT
W x L x T	US \$	Overall accuracy Part#	US \$	Overall accuracy Part#	US \$	Overall accuracy Part#	LBS
6 x 6 x 2	517.00	.000050" CS6X6X2AAST	460.00	.0001" CS6X6X2AST	428.00	.0002" CS6X6X2BST	18
8 x 12 x 2	535.00	.000050" CS8X12X2AAST	474.00	.0001" CS8X12X2AST	444.00	.0002" CS8X12X2BST	35
9 x 12 x 3	642.00	.000050" CS9X12X3AAST	581.00	.0001" CS9X12X3AST	496.00	.0002" CS9X12X3BST	50
12 x 18 x 2	699.00	.000050" CS12X18X2AAST	622.00	.0001" CS12X18X2AST	549.00	.0002" CS12X18X2BST	63
18 x 24 x 3	1,147.00	.000075" CS18X24X3AAST	982.00	.000150" CS18X24X3AST	786.00	.0003" CS18X24X3BST	167

COMPARATOR STAND WITH **SPECIAL** 10" POST & CLAMP

Includes 1.365" dia. x 10" high column with **Special** clamp
Approx. 4.75" throat clearance measured from column
to center line of indicator stem

Special clamp with fine adjustment accepts stem drop indicators
Special column not available for 8" x 12" or smaller
We stock 1.365" dia. x 10" columns
For higher columns, add \$30.00 for each inch over 10"

SPECIAL
POST AND CLAMP
ACCEPTS
STEM DROP
INDICATOR



PLATE SIZE inches	LABORATORY Grade AA		INSPECTION Grade A		TOOLROOM Grade B		SHIP WT
W x L x T	US \$	Overall accuracy Part#	US \$	Overall accuracy Part#	US \$	Overall accuracy Part#	LBS
9 x 12 x 3	1,079.00	.000050" CS9X12X3AASP	1,019.00	.0001" CS9X12X3ASP	935.00	.0002" CS9X12X3BSP	56
12 x 18 x 2	1,138.00	.000050" CS12X18X2AASP	1,061.00	.0001" CS12X18X2ASP	987.00	.0002" CS12X18X2BSP	69
18 x 24 x 3	1,585.00	.000075" CS18X24X3AASP	1,419.00	.000150" CS18X24X3ASP	1,224.00	.0003" CS18X24X3BSP	173

Mounting location for column must be specified when ordering

Notate: "Standard" or "Optional"



"Standard Location"
for
rectangular plates



"Optional Location"
for
rectangular plates



Square plates
made with
"Standard Location"

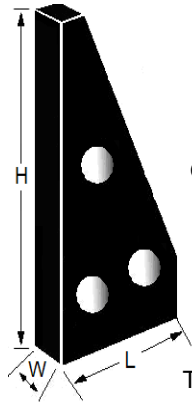
ABOVE ITEMS NON-REFUNDABLE

MADE TO MANUFACTURER'S SPEC

ALL SIZES ARE IN INCHES - OTHER SIZES AVAILABLE UPON REQUEST
PRICES SUBJECT TO CHANGE WITHOUT NOTICE

BLACK GRANITE METROLOGY ACCESSORIES

Includes Calibration Certificate traceable to N.I.S.T.
or equivalent national or international organization
ISO 17025 accredited cert available at extra charge




3-Face
One large face and two
edges flat and square
to each other
with lightening holes

4-Face
Two large faces and two
edges flat and square
to each other
with lightening holes

Calibrates X-Y-Z axis on:
CNC machines
Milling machines
Coordinate measuring machines

Number of lightening holes
vary with size of square



5-Face
One large face & four
edges flat, square &
parallel to each other
with lightening holes

6-Face
Two large faces & four
edges flat, square &
parallel to each other
with lightening holes

TRI-SQUARES

(ACCURACIES PER 6 INCHES
PRICE EACH)

Size inches L x H x W	LABORATORY Grade AA .000050/6"		INSPECTION Grade A .0001/6"	
	US \$	Part#	US \$	Part#
3-Face				
9 x 12 x 3	1,329.00	TS9X12X3AA3	1,108.00	TS9X12X3A3
9 x 18 x 3	1,550.00	TS9X18X3AA3	1,262.00	TS9X18X3A3
12 x 18 x 3	1,890.00	TS12X18X3AA3	1,505.00	TS12X18X3A3
18 x 24 x 3	3,330.00	TS18X24X3AA3	2,652.00	TS18X24X3A3
24 x 24 x 3	4,103.00	TS24X24X3AA3	3,330.00	TS24X24X3A3
24 x 36 x 3	4,498.00	TS24X36X3AA3	3,818.00	TS24X36X3A3
4-Face				
9 x 12 x 3	1,684.00	TS9X12X3AA4	1,404.00	TS9X12X3A4
9 x 18 x 3	1,909.00	TS9X18X3AA4	1,611.00	TS9X18X3A4
12 x 18 x 3	2,298.00	TS12X18X3AA4	1,898.00	TS12X18X3A4
18 x 24 x 3	3,788.00	TS18X24X3AA4	3,087.00	TS18X24X3A4
24 x 24 x 3	4,619.00	TS24X24X3AA4	3,817.00	TS24X24X3A4
24 x 36 x 3	5,124.00	TS24X36X3AA4	4,383.00	TS24X36X3A4

MASTER SQUARES

(ACCURACIES PER 6 INCHES
PRICE EACH)

Size inches L x H x W	LABORATORY Grade AA .000050/6"		INSPECTION Grade A .0001/6"	
	US \$	Part#	US \$	Part#
5-Face				
12 x 12 x 3	1,522.00	MS12X12X3AA5	1,228.00	MS12X12X3A5
14 x 14 x 3	1,897.00	MS14X14X3AA5	1,518.00	MS14X14X3A5
16 x 16 x 3	2,729.00	MS16X16X3AA5	2,204.00	MS16X16X3A5
18 x 18 x 3	3,219.00	MS18X18X3AA5	2,598.00	MS18X18X3A5
24 x 24 x 4	3,854.00	MS24X24X4AA5	3,283.00	MS24X24X4A5
6-Face				
12 x 12 x 3	1,918.00	MS12X12X3AA6	1,550.00	MS12X12X3A6
14 x 14 x 3	2,389.00	MS14X14X3AA6	1,914.00	MS14X14X3A6
16 x 16 x 3	3,440.00	MS16X16X3AA6	2,779.00	MS16X16X3A6
18 x 18 x 3	4,055.00	MS18X18X3AA6	3,275.00	MS18X18X3A6
24 x 24 x 4	4,858.00	MS24X24X4AA6	4,135.00	MS24X24X4A6

All granite products available in custom sizes and thickness, with threaded inserts, or without lightening holes

EXPORT HANDLING FEE WILL APPLY FOR SHIPMENTS OUTSIDE OF USA
HEAT TREATED WOOD PACKAGING QUOTED ON REQUEST

METROLOGY ACCESSORIES

CARRY/STORAGE CASES

PELICAN CASE 1550 and 1600 case

- Watertight, crushproof and dustproof
- Open cell core with solid wall design – strong, lightweight
- Pressure Equalization Valve O-ring seal
- Comfortable rubber over-molded handle
- Stainless steel hardware
- 2 level Pick 'N' Pluck™ foam with convoluted lid foam
- Color: Black



1600
1550



1560

PELICAN CASE 1560 rolling case

- Same features as above
- Including 2 wheels: strong polyurethane w/stainless steel bearings
- Retractable extension handle

RECOMMENDED FOR	SIZE inches	STYLE	CASE Part#	PRICE US \$	EXTERNAL CASE SIZE L x W x D	CASE WT
Master Square	12 x 12 x 3	Carrying	1550	444.00	21" x 17" x 8"	12 lbs
Tri-Square	9 x 12 x 3					
Tri-Square	9 x 18 x 3	Carrying	1600	524.00	24" x 19.5" x 9"	14 lbs
	12 x 18 x 3					
Master Square	12 x 12 x 3	Rolling	1560	546.00	22" x 18" x 10.5"	20 lbs
Tri-Square	9 x 12 x 3					
	9 x 18 x 3					
	12 x 18 x 3					

CUSTOM CASES

Prices available upon request

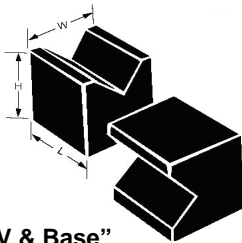
- Designed for maximum protection of granite accessories
- Specifically made to fit each product
- Dust and water resistant
- Exterior- Fiberglass or ABS plastic laminate on plywood
- Reinforced aluminum and steel edges
- Custom foam interior
- Locking closures, if requested
- Color: Blue



CASES ARE NON-REFUNDABLE

BLACK GRANITE METROLOGY ACCESSORIES

Includes Calibration Certificate traceable to N.I.S.T.
or equivalent national or international organization
ISO 17025 accredited cert available at extra charge



"V & Base"

90° Vee centered with and parallel to base

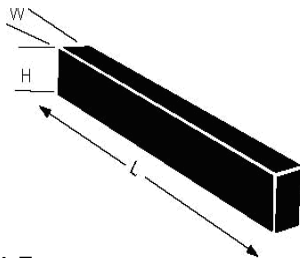
"Universal"

90° Vee centered with and parallel to bottom and two sides, and square to the ends

VEE BLOCKS

(ACCURACIES PER 6 INCHES
PRICE PER MATCHED PAIR)

Size inches W x H x L	LABORATORY Grade AA .0001/6"		INSPECTION Grade A .0002/6"	
	US \$	Part#	US \$	Part#
V & Base				
2 x 2 x 2 1/2	860.00	VB2X2X2.5AAVB	774.00	VB2X2X2.5AVB
3 x 3 x 3	998.00	VB3X3X3AAVB	888.00	VB3X3X3AVB
4 x 4 x 4	1,136.00	VB4X4X4AAVB	975.00	VB4X4X4AVB
6 x 6 x 6	1,718.00	VB6X6X6AAVB	1,521.00	VB6X6X6AVB
Universal				
2 x 2 x 2 1/2	1,393.00	VB2X2X2.5AAU	1,136.00	VB2X2X2.5AU
3 x 3 x 3	1,517.00	VB3X3X3AAU	1,236.00	VB3X3X3AU
4 x 4 x 4	1,648.00	VB4X4X4AAU	1,467.00	VB4X4X4AU
6 x 6 x 6	2,383.00	VB6X6X6AAU	2,062.00	VB6X6X6AU



1-Face

Accuracy on one long narrow edge

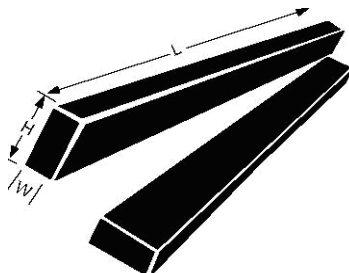
2-Face

Two long narrow edges flat and parallel to each other

STRAIGHT EDGES

(ACCURACIES PER 12 INCHES
PRICE EACH)

Size inches W x H x L	LABORATORY Grade AA .000050/12"		INSPECTION Grade A .0001/12"	
	US \$	Part#	US \$	Part#
1-Face				
1 1/2 x 4 x 24	606.00	SE1.5X4X24AA	517.00	SE1.5X4X24A
1 1/2 x 5 x 36	852.00	SE1.5X5X36AA	705.00	SE1.5X5X36A
2 x 6 x 48	1,121.00	SE2X6X48AA	1,020.00	SE2X6X48A
2-Face				
1 1/2 x 4 x 24	817.00	SE1.5X4X24AA2	699.00	SE1.5X4X24A2
1 1/2 x 5 x 36	1,151.00	SE1.5X5X36AA2	953.00	SE1.5X5X36A2
2 x 6 x 48	1,514.00	SE2X6X48AA2	1,377.00	SE2X6X48A2



2-Face

Long narrow edges flat and parallel to each other

4-Face

Long narrow and wide edges flat and parallel to each other


PARALLELS

(ACCURACIES PER 12 INCHES
PRICE PER MATCHED PAIR)

Size inches W x H x L	LABORATORY Grade AA .000050/12"		INSPECTION Grade A .0001/12"	
	US \$	Part#	US \$	Part#
2-Face				
3/4 x 1 x 6	330.00	PL.75X1X6AA2	292.00	PL.75X1X6A2
1 x 2 x 12	451.00	PL1X2X12AA2	389.00	PL1X2X12A2
1 1/2 x 3 x 18	835.00	PL1.5X3X18AA2	708.00	PL1.5X3X18A2
1 1/2 x 4 x 30	1,207.00	PL1.5X4X30AA2	1,004.00	PL1.5X4X30A2
4-Face				
3/4 x 1 x 6	414.00	PL.75X1X6AA4	357.00	PL.75X1X6A4
1 x 2 x 12	535.00	PL1X2X12AA4	469.00	PL1X2X12A4
1 1/2 x 3 x 18	1,060.00	PL1.5X3X18AA4	880.00	PL1.5X3X18A4
1 1/2 x 4 x 30	1,760.00	PL1.5X4X30AA4	1,543.00	PL1.5X4X30A4

BLACK GRANITE METROLOGY ACCESSORIES

Includes Calibration Certificate traceable to N.I.S.T.
or equivalent national or international organization
[ISO 17025 accredited cert available at extra charge](#)



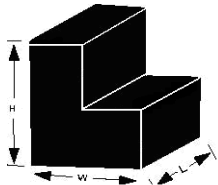
Also called **1-2-3 Blocks**
6 faces finished flat,
square, and parallel
Sold individually or in pairs

STEP BLOCKS

1" x 2" x 3"	LABORATORY Grade AA	INSPECTION Grade A
Overall accuracy	.000050"	.0001"
Size accuracy within	±.0001"	±.00015"
	US \$ Part#	US \$ Part#
Matched Pair	878.00 SB123PRAA	714.00 SB123PRA
Individual Block	530.00 SB123EAAA	434.00 SB123EAA

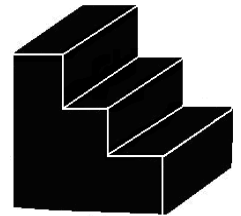
ANGLE PLATES

(ACCURACIES PER 6 INCHES
PRICE PER EACH)



Style for 6 x 6 x 6
or smaller


SIZE inches	LABORATORY Grade AA .000050/6"	INSPECTION Grade A .0001/6"
W x H x L	US \$ Part#	US \$ Part#
2-Face		
4 x 4 x 4	414.00 AP4X4X4AA2	359.00 AP4X4X4A2
4½ x 6 x 6	482.00 AP4.5X6X6AA2	414.00 AP4.5X6X6A2
6 x 6 x 6	611.00 AP6X6X6AA2	517.00 AP6X6X6A2
6 x 9 x 12	1,211.00 AP6X9X12AA2	1,001.00 AP6X9X12A2
4-Face		
4 x 4 x 4	535.00 AP4X4X4AA4	450.00 AP4X4X4A4
4½ x 6 x 6	748.00 AP4.5X6X6AA4	627.00 AP4.5X6X6A4
6 x 6 x 6	793.00 AP6X6X6AA4	676.00 AP6X6X6A4
6 x 9 x 12	1,823.00 AP6X9X12AA4	1,488.00 AP6X9X12A4



Style for 6 x 9 x 12
or larger

2-Face Bottom and adjacent square faces
finished flat & square to each other

4-Face Same as 2-face, with adjacent sides
finished flat, square, and parallel



These angle plates have metal discs located
on both the main face and on one side for
magnetizing purposes.
Threaded inserts for clamping are located on
the other main face.

INSERTED ANGLE PLATES

(ACCURACIES PER 6 INCHES
PRICE PER EACH)

SIZE inches	LABORATORY Grade AA .000050/6"	INSPECTION Grade A .0001/6"
W x H x L	US \$ Part#	US \$ Part#
2-Face		
4 x 4 x 4	1,211.00 IAP4X4X4AA2	1,080.00 IAP4X4X4A2
6 x 6 x 6	1,370.00 IAP6X6X6AA2	1,251.00 IAP6X6X6A2
6 x 9 x 12	3,969.00 IAP6X9X12AA2	3,034.00 IAP6X9X12A2
4-Face		
4 x 4 x 4	1,306.00 IAP4X4X4AA4	1,163.00 IAP4X4X4A4
6 x 6 x 6	1,730.00 IAP6X6X6AA4	1,586.00 IAP6X6X6A4
6 x 9 x 12	4,357.00 IAP6X9X12AA4	3,708.00 IAP6X9X12A4